


CORNELL PUMP COMPANY

# END GUN BOOSTER PUMP

FOR CENTER PIVOT IRRIGATION



# EDGE™ End Gun Booster Pump



EDGE OUT THE COMPETITION  
WITH THE **SUPERIOR**  
**CORNELL EDGE™**

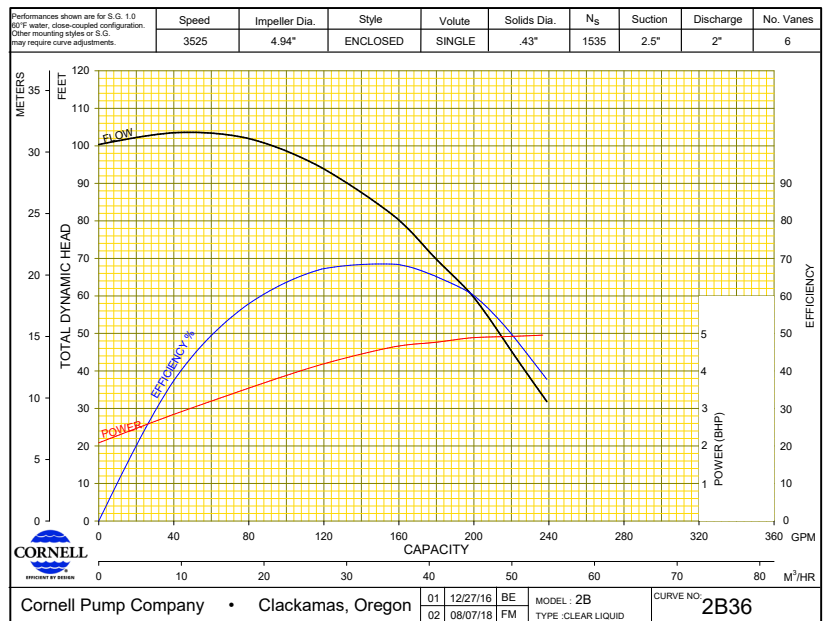
## GET THE EDGE

The 3HP and 5HP end gun booster pumps feature Cornell Pump Company's legendary design and reliability.

The Edge pumps complement Cornell's industry-leading selection of agricultural irrigation pumps with excellent efficiencies and durable construction.

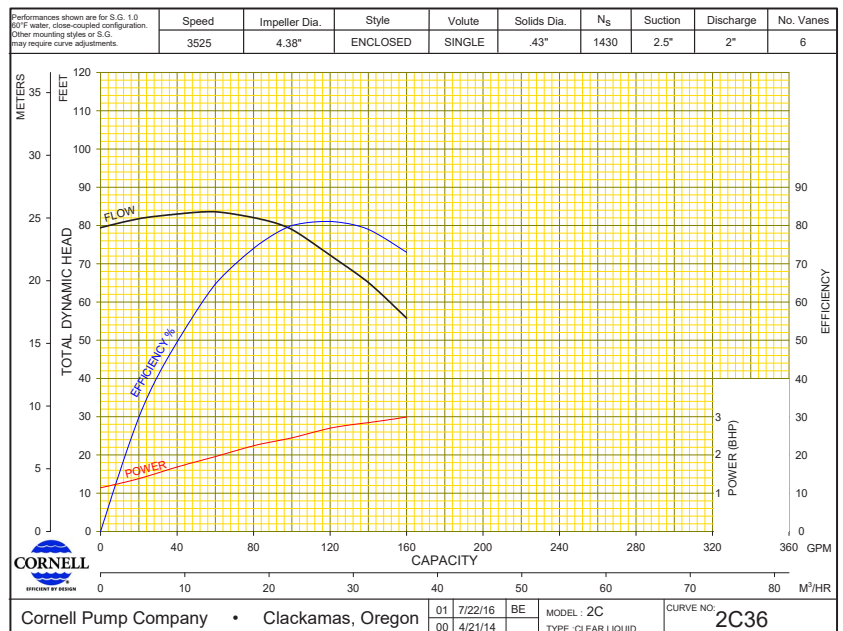
Cornell Edge 2B: Two horsepower end gun booster w/ 2.50 SF (5HP)

Cornell Edge 2C: Two horsepower end gun booster w/ 1.50 SF (3HP)



## NOW WITH WASHDOWN DUTY TEFC MOTOR AND LARGER BEARINGS

- BETTER MOISTURE PROTECTION
- SEALED, OVERSIZED CONDUIT BOX AND SHAFT END
- MEETS IP55 STANDARDS
- EPOXY COATED ROTOR



# EDGE™ End Gun Booster Pump



## BENEFITS

- ✓ SUPERIOR PERFORMANCE
- ✓ EXCELLENT MOTOR PROTECTION
- ✓ MOTOR BUILT TO CORNELL PUMP SPECIFICATIONS
- ✓ RETROFITS INTO EXISTING VOLUTE
- ✓ COMPETITIVE PRICING
- ✓ NEW DESIGN: RELIABLE, ROBUST, AND DEPENDABLE

## PUMP SPECIFICATIONS

DISCHARGE SIZE	2" NPT
SUCTION SIZE	2.5" NPT
MOUNTING CONFIGURATION	VERTICAL CLOSE-COUPLED
MOTOR	TEFC WITH DRIP CAP; IP55-RATED WASHDOWN DUTY
VOLUTE	CAST IRON ASTM A48, CLASS 30
IMPELLER	CAST IRON ASTM A48, CLASS 30
SHAFT SLEEVE	BRONZE SAE 660 (ON 2B ONLY)
MECHANICAL SEAL	CARBON-CERAMIC WITH BUNA O-RING SEAT AND STAINLESS STEEL METAL PARTS
CAPACITIES	2C TO 160 GPM // 2B TO 240 GPM
HEADS	2C TO 80' (34.6 PSI) // 2B TO 104 FT. (45 PSI)
WORKING PRESSURE	175 PSI
WEIGHTS	2C — 70 LBS. 2B — 130LBS. (APPROXIMATE)

## FEATURES AND BENEFITS

- Ideally suited for Original Equipment Manufacturer (OEM) center pivot booster applications
- Rotating assembly retrofits into many competitors' volutes
- Performance meets or exceeds the competition
- "Shower Curtain" shield motor moisture protection
- Back pull-out design
- 2B: T-21 single seal; 2C: T-2106 single seal
- Heavy-duty cast iron construction
- Enclosed, fan-cooled (TEFC), Washdown duty (IP55) motor construction with drip cap
- Motor built to Cornell Pump specifications
- Off-the-shelf availability from multiple locations
- Two-year factory warranty
- Motor thermostat with auto reset
- Locked bearing for vertical mounting

# CORNELL PUMP COMPANY MARKET & PRODUCT LINE




AGRICULTURE



FOOD PROCESS




INDUSTRIAL



MINING




MUNICIPAL




WATER TRANSFER




REFRIGERATION



CONSTRUCTION




SLURRY



SLURRY SM




MANURE



CUTTERS




SELF PRIMING




CLEAR LIQUIDS




MX SERIES



N SERIES




CYCLONE™



EDGE™



HYDRAULIC SUBS



IMMERSIBLE




CD4MCU



RUN-DRY™



PRIMING SYSTEMS



CYCLOSEAL®

Cycloseal® and Redi-Prime® are Registered Trademarks of Cornell Pump Company.


Cornell pumps and products are the subject of one or more of the following U.S. and foreign patents:

6,074,554; 6,036,434; 6,079,958; 6,309,169; 6,104,949.

24 - AG - BR - 101

**CORNELLPUMP.COM**  
©2024 CORNELL PUMP COMPANY

AUTHORIZED CORNELL PUMP DISTRIBUTOR



Cornell Pump Company  
Clackamas, Oregon, USA  
P: +1 (503) 653-0330  
F: +1 (503) 653-0338